



**Newsletter of
the North Coast
Hosta Society
Volume 4 Issue 4
August 2020**



2020 CALENDAR

We are all very disappointed that the balance of our 2020 calendar had to be cancelled. As the health and safety of all our members was paramount, this was the best course of action.

As a substitute, members have submitted pictures of their favorite plants, garden projects, and so on. It has been fun collecting these and hope you all enjoy this VIRTUAL GARDEN TOUR.

Cindy Hughes, Newsletter Editor

**Our very first submission was this beautiful
and unusual plant from Sarah Knurek in
Faiview Park, Ohio**

Sarah Knurek on July 8

**My rainbow
spurge in full
bloom.**

“This is one of my favorite plants. It is in partial shade and is interesting the whole year. It somehow survives all winter above ground with a variegated appearance. I don’t remember when it started blooming. It must have been late spring and looks like it will be blooming for quite a while.”



Myra Wallis showcased her hosta collection highlighted by interesting garden art and accessories. Notice some of the unique stone accents. The garden in Concord Township was featured on the 2019 Tailgate Garden Tour.

“Myra & Jeff’s yard spreads over numerous acres with trees everywhere creating an overall magical setting. They have been creating and re-creating in their yard for over 20 years now which includes over 200 hostas planted throughout the yard. Their property includes a unique and wonderful mini-hosta garden; many uncommon conifers and ferns; gorgeous decks; two Koi ponds, and fabulous yard art.”



Continued on Page 3



THANKS Myra and Jeff for sharing your garden and love of hostas with us.



90 miles to Cuba Hosta Garden

Cheryl Dever, Westlake, OH

When asked about the name of her garden Cheryl said, “ **Well I did get Key West free from the club for helping out and have visited it many times. Key West to Cuba is 90 miles and Westlake to Cuba is 1384. All the hostas are alcoholic drinks in that side of the garden: frozen margaritas to gin & tonic and multiple types of martinis.**”

What a fun Idea! And what cute companions.



Andy and Denise Mullins also opened their gardens in Norton, Ohio, to Tailgate visitors last year. Here are this year's updates.

"Over the eight years, Andy and Denise Mullins have been transforming their small grassed property into a setting that reflects their personalities and interests. These include an environmentally-friendly culvert of hosta, lilies and sedum; a gnome-infested front garden; a patriotic Hosta bed; a pollinator section; and, a whimsical 'Alice in Wonderland' area. With emphasis on utilizing stressed or clearance plants, estate sale finds and landscaping materials from stores all over northeast Ohio, they hope visitors find as much enjoyment and surprises among the beds as they had creating them."



Two Year Old Garden



North side of the house



Left, view from the deck.

H. "American Hero" below



Candace and Fran Gallagher of North Olmsted, Ohio shared photos of some of their hostas and daylilies. They are redoing one bed for more daylilies including additions from a nationally known local hybridizer.



Left: Hermocallis 'Heavenly Dragon Fire'



Right: Hermocallis 'Sierra del Rojo'



"My favorite urn filled with ferns, caladium and begonias."



And now, the hostas:

Top right: 'Dick Ward'

Bottom right: 'Allegator Alley'

Bottom Left: 'Striptease'

And 'Paul's Glory'

Leaf: 'Jilted Lover'



Marilyn Ruff, of Marshallville, Ohio, specializes in small and mini hostas. Lots to see here!




The pictures from Mary and David Bibby's yard in Hartville, Ohio, show how gardeners in Northeast Ohio have to adapt to the vagaries of weather. Getting this tree up and out was a huge undertaking. Mary placed the pretty caladium pots on the stump.



Jim and Joyce Spuhler have spent the summer re-doing several of their hosta beds in Strongsville, Ohio. Lots of digging, dividing and sharing with their daughter before redesigning beds.

The Old...



The New...



"H. 'Venusta' that is growing in between Japanese Painted Fern. It looked so good I didn't want to try and separate it out when I took it out of the old bed so I put it in a concrete planter I made a couple of years ago that was-



Lori Roach sent a wonderful panorama view of her beautifully landscaped garden in Chagrin Falls. The snapshots below epitomize her philosophy and artistry.

“One of my priorities when I design my beds, is to ensure that they look good from inside the house. These are the views from my second floor bedrooms. “




Marcia and Ken Muster’s five acre garden in the woods in Hiram, Ohio, was also a featured garden at the 2019 tailgate. Marcia submitted this beautiful blue seedling. It is outstanding!

“We planted our first Hosta 19 years’ ago. We have expanded our garden to include 500 labeled Hostas. Our garden is on five acres in the woods. Living on the edge of a glacier moraine provided us with tons of stones for walls and paths. We also enjoy collecting unusual shrubs and trees.”



Terri and Paul Bickelhaupt, Medina, Ohio, had fun taking pictures of their outstanding garden. Paul put together a lovely album in the cloud that I was unable to figure out how to put on a page in this newsletter. Enjoy these views of large hostas and inviting paths that Terri submitted.



“We live in a subdivision, on just over a half acre which is barely within the city limits. We had to take down about 15 diseased trees several years ago which has allowed for the hostas to really thrive.”



GARDEN GOSSIP:




BY CINDY HUGHES

A Big Thank You to everyone who participated in our Virtual Garden Tour. Submissions came from long-time members and new members. It has been fun and challenging for me. I have seen some of these gardens and am VERY eager to see the others. If you have enjoyed these pictures, next time you see these members give them a hand. If you want to send any comments now, I would be happy to pass them on.

My Covid project was taking pictures of our hostas as they bloom. As I entered them on my computer, I checked my pictures side by side against the Hosta Library. SURPRISE, some that we had bought and labeled as a certain hosta were not! I have utilized the Hosta ID Facebook Group and have been successful in re-naming a couple.




H. 'Summer Rainbow'



H. "Abiqua Blue Crinkles"



H. 'Cathedral Windows'



H. 'Clear Fork River Valley'



???



H. 'Extasy'